



State of Kuwait  
Ministry of Education



Modified

# FUN WITH English

Workbook



 LONGMAN

Wendy Superfine

Grade  
**4A**



State of Kuwait  
Ministry of Education



Modified  
FUN WITH  
**English**  
Workbook



 LONGMAN

Wendy Superfine

Grade  
**4A**

© Ministry of Education - State of Kuwait. 2017

All rights reserved; no part of this publication may be reproduced, stored in a retrieval system, or transmitted in any form or by any means, electronic, mechanical, photocopying, recording, or otherwise, without the prior written permission of the Publishers.

**Egyptian International Publishing Company - Longman,**

10a Hussein Wassef Street,  
Messaha Square,  
Dokki,  
Cairo,  
Arab Republic of Egypt

*The Longman imprint is the property of Pearson Education being used under license from Pearson Education.*

First edition 2006  
Second edition 2009  
Fourth edition 2018/2019 - 2021/2022

Printed in Kuwait by: Al-Alfain Printing, Publication & Distribution Co. (K.S.C.C)

**Acknowledgements:**

Additional material provided by Jenny Goodwin and Matthew Hancock

The Ministry of Education wishes to thank the Evaluation Committee of Kuwait Ministry of Education:

Professor Najat Al-Mutawa, Kuwait University;  
Professor M. Rifqy Eassa, Educational Holding Group;  
Dr. Yusur Al-Madani, Kuwait University;  
Dr. Badria A. Al-Haji, College of Basic Education (PAEET);  
Mrs. Sakina A. Hussein, Senior Supervisor, MoE;  
Mr. Mohamed Nagib Ali, ELT Supervisor, MoE;  
Mr. Sayed Ghareeb Abdel Rahman, Supervisor, MoE;  
Mr. Alhu Hamu Sharaha, Senior Teacher, MoE;  
Mrs. Khawla Al-Refae, Senior Teacher, MoE;  
Ms. Aisha Al-Awadhi, Assistant Principal, MoE.

The Ministry of Education wishes to thank the Amendments Committee (2009):

Mrs. Nouria Al Sedra, ELT Senior Supervisor, MoE;  
Mr. Mohamed Nagib Ali, ELT Supervisor, MoE;  
Mr. Sayed Ghareeb Abdelrahman, ELT Supervisor, MoE;  
Mr. Mahmoud Hammouda, ELT Supervisor, MoE;  
Mrs. Khawla Ahmed Al Refae, ELT Supervisor, MoE;  
Mr. Mohamed Sallam, ELT Supervisor, MoE;  
Mrs. Sherifah Ali A. Al Sayegh, ELT Head of Department, MoE;  
Mrs. Rehab Mohamed Nadim, ELT Head of Department, MoE;  
Mrs. Rehab Mohamed Hasabullah, ELT Head of Department, MoE;  
Mrs. Hessa Yaqoob Al-Banwan, ELT Head of Department, MoE;  
Mrs. Noura Al Mokmash Al Azmi, ELT Head of Department, MoE;  
Mrs. Azza Mohammad Awad, ELT Head of Department, MoE;  
Mrs. Nevine Abdul Majeed Omar, ELT Head of Department, MoE;

**A special Thanks a Valued Cuntribution:**

**Mrs. Suzan Al Bishiti, ELT General Supervisor, MoE;**

The Ministry of Education wishes to thank the Amendments Committee (2017):

Mrs. Amal Shayea Al-Jimaz, ELT Senior Supervisor, MOE;  
Mrs. Shatha Al-Naasan, ELT Supervisor, MOE;  
Mrs. Germeen Gendia, ELT Supervisor, MOE;  
Mrs. Rehab Mohamed Nadim, ELT Supervisor, MOE;  
Ms. Sakeena Hussain Kankouni, ELT Head of Department, MoE;  
Mrs. Mariam Ali Mendakar, ELT Head of Department, MoE;  
Mrs. Mariam Al-Matooq, HOD, Curricula Development Department



PDF Book



Share on evaluation

طبع في : الألفين للطباعة

أودع بمكتبة الوزارة تحت رقم (26) بتاريخ 8 / 5 / 2018



حضرة صاحب السمو الشيخ نواف الأحمد الجابر الصباح  
أمير دولة الكويت

**H.H. Sheikh Nawaf AL-Ahmad Al-Jaber Al-Sabah  
The Amir Of The State Of Kuwait**





سمو الشيخ مشعل الأحمد الجابر الصباح  
ولي عهد دولة الكويت

**H.H. Sheikh Meshal AL-Ahmad Al-Jaber Al-Sabah  
The Crown Prince Of The State Of Kuwait**



**Name**

A large, hand-drawn rectangular box with a thick blue border, intended for writing a name.

**Age**

A hand-drawn rectangular box with a thick blue border, intended for writing an age.

**Grade**

A hand-drawn rectangular box with a thick blue border, intended for writing a grade.

**Fingerprint**

A hand-drawn oval box with a thick blue border, intended for a fingerprint.





# CONTENTS

<b>Unit 1</b>	Health is Wealth	11
<b>Unit 2</b>	A Family Celebration	16
<b>Summative Assessment 1</b>	Let's See How Well We Can Do	23
<b>Unit 3</b>	Animal Kingdom	26
<b>Unit 4</b>	Exploring Kuwait	32
<b>Summative Assessment 2</b>	Let's See How Well We Can Do	37
	Further Reading	41
	Guliver's Travels part one and two	43
	Joha and the Donkey	45
	Joha and the Kettle	46
	Stickers page	49





Complete, then ask and answer with your partner

What is your date of birth?

It's 13/08/2010



### Student's Information Card

stick your photo

Name: ..... Male  Female

Date of Birth: .....

Civil ID No.: .....

Home phone: .....

Address: Area: ..... Blk: ..... St.: ..... H.No.: .....

Email: .....

School: ..... Grade: .....



Look at the picture and complete the dialogue

**Ahmad:** What **are you going** ..... to do, Salem?

**Salem:** I am ..... with my father.

**Ahmad:** ..... are you going to go there?

**Salem:** We are ..... at ..... o'clock.

**Ahmad:** Have fun!

**Salem:** ..... Ahmad!




 **Complete the sentences using like/likes**

1) I ..... **like helping** ..... people.



2) She ..... food.




3) They ..... together.





4) He ..... flowers.




  **Read the story on pages 24-25 again with your partner, then reorder and write the events**










1) Mum is going to go shopping at eight o'clock. ....

2) .....

3) .....

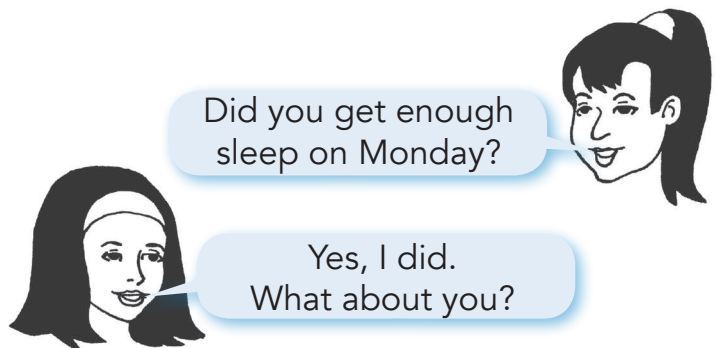
4) .....

 **Correct the verbs in brackets**

1. Yesterday, I ..... (do) judo to keep fit.
2. We ..... (play) a football match last Friday.
3. They ..... (enjoy) watching the cartoons yesterday.
4. This morning, Laila ..... (eat) a healthy meal for breakfast.
5. He ..... (go) to the gym last week.

   **Complete the chart, then discuss it with your partner**

**Healthy Habits Chart**



<b>Healthy Habits</b>	Sun.	Mon.	Tues.	Wed.	Thu.	Fri.	Sat.
Brush your teeth 3 times a day							
Eat healthy food							
Get enough sleep							
Do exercises							



**Rewrite the sentences using the correct capitalization and punctuation marks:**

1. at the park there are flowers trees and birds

.....

2. where do you like playing sports

.....

3. hamad went to bahrain by car

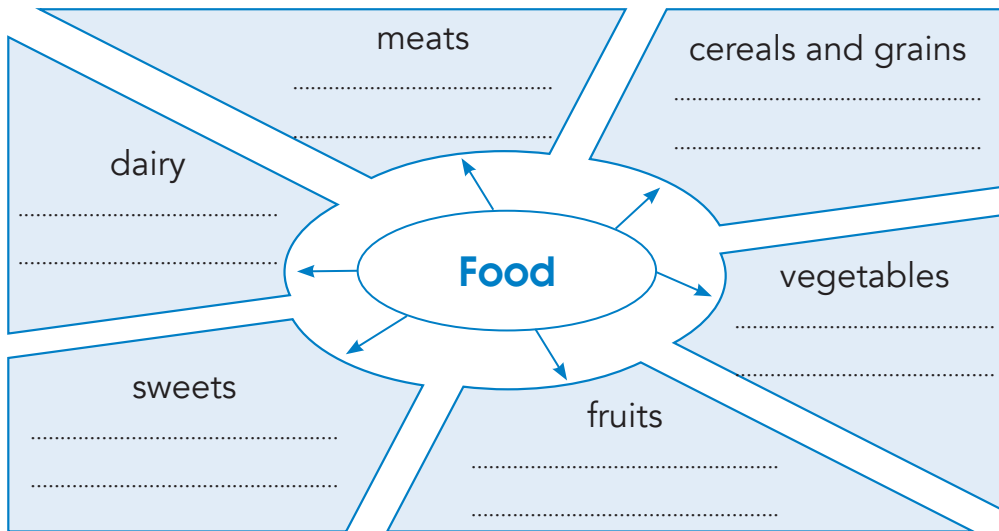
.....

4. nada's birthday is in june

.....



**Write as many foods as you know:**



















**With reference to the diagram, write two sentences about your Favourite Food:**





1) .....

2) .....



Look and follow the instructions below

			
bread	fish	broccoli	cookies
			
ribs	corn	orange	potato
			
peas	grapes	milk	turkey
			
banana	carrots	chocolate	apple

Draw a  on all the sweets	<u>Underline</u> all the meats
Draw a  on all the fruits and vegetables	Draw a  around all the dairy products
What food group is left?.....	 all the types of food you like



Now, design your own food pyramid and write 4 sentences about it

I think my food pyramid is healthy because

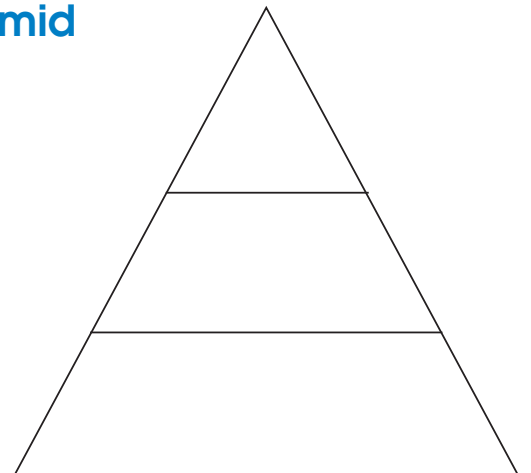
.....

.....

.....

.....

.....







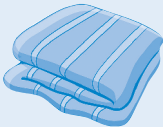



# Unit 2

# A Family Celebration






Unscramble the following words with the help of the pictures

	n a t u _____
	l o d h _____
	c o s k s _____
	r p t e y t _____
	e n a k b t l _____
	n r a r g s i e _____



Look at the table, then write sentences about these people and about yourself

Name			
	Lily	Rose	Peter
Height	tall	short	tall
Hair	wavy	blond	brown
Eyes	blue	black	green



Her name is Lily. She is tall. She has got long, wavy hair. She has small blue eyes and a small nose. She is wearing a blue dress.



.....  
.....  
.....  
.....  
.....



.....  
.....  
.....  
.....  
.....

You

.....  
.....  
.....  
.....  
.....  
.....  
.....  
.....  
.....  
.....  
.....  
.....  
.....  
.....  
.....



## Listen and complete

We have a new cousin. Her name is Maha. We went to see her. We stayed for an hour. We gave her some presents. We think she liked them. She smiled a lot. We wanted to play with her, but she was tired. I hope she will come to our house soon.

fine

say

take

done

.....liked.....

.....

.....

.....

.....

.....

.....

.....



## Read and tick the correct answer

1. Yesterday, we went ..... a celebration.

in

to

at

of

2. I met Sara's family. .... family is very nice.

Her

Their

His

Our

3. I liked the food. It ..... delicious.

is

were

are

was



## Read, choose and complete

I ⇒ me



you ⇒ you



he ⇒ him



she ⇒ her



we ⇒ us



it ⇒ it



they ⇒ them



1. I see **the cat!**

I see **it!**

Look, **the cat** is reading!

Look, **it** is reading!



2. Tom sees .....



3. My cat loves .....

Mewo, the cat wants to play with .....



4. I see **Tom!**

I see .....

Let's watch ..... ride his scooter!



5. I see **Sally!**

I see .....

Look at ..... jumping with the rope!



## Read and circle the correct answer

1. I see (they/them) every day.

2. My friend sits near (I/me) in the class.

3. Sara goes with (we/us) to the movies a lot.

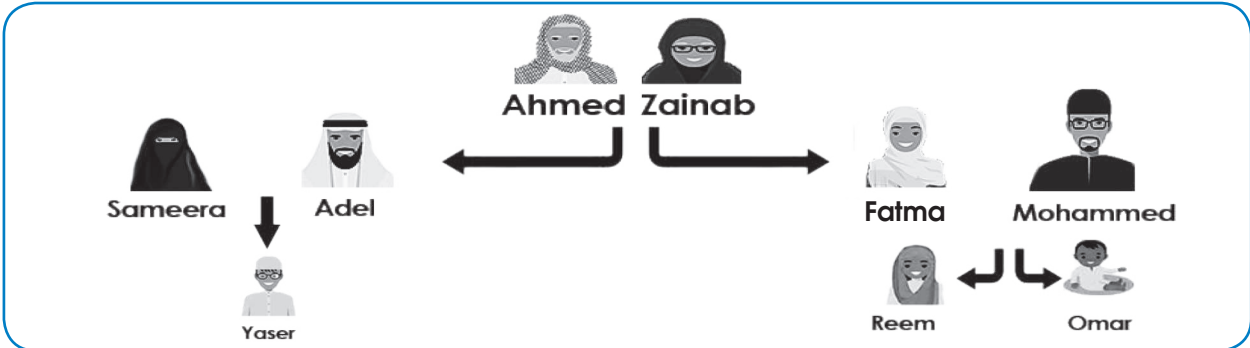
4. I like (she/her) very much.

5. I know (he/him) and his brother.

6. I often go with (they/them) to the city.



## Study the family tree and write the correct words



1. Fatma is Mohammed's .....
2. Ahmed is Omar's .....
3. Mohammed is Reem's .....
4. Yaser is Sameera and Adel's .....
5. Reem is Fatma and Mohammed's .....



## Think and tick the correct answer

1. She is your mother's mother. She is your...
 

<input type="checkbox"/> mother	<input type="checkbox"/> aunt
<input type="checkbox"/> grandmother	<input type="checkbox"/> sister
2. He is your uncle's son. He is your...
 


<input type="checkbox"/> nephew	<input type="checkbox"/> cousin
<input type="checkbox"/> uncle	<input type="checkbox"/> grandson
3. She is your mother's sister. She is your...
 

<input type="checkbox"/> aunt	<input type="checkbox"/> sister
<input type="checkbox"/> mother	<input type="checkbox"/> father

niece  
sister  
father  
uncle  
mother  
nephew  
grandmother  
husband  
cousin  
parents  
daughter  
wife  
grandfather  
son



Draw your family tree, then present it to your class



Using the spaces below, write an email to a friend or a family member





**Summative  
Assessment 1**





# Summative Assessment 1

# SA

## Language Form and Meaning

### A) Vocabulary



**Choose the correct answer from a, b, c and d:**

- ..... is my favourite sport.  
a) Stadium      b) Cycling      c) Pony tail      d) Celebration
- ..... were you born? I was born on April 12<sup>th</sup>.  
a) What      b) Who      c) Where      d) When

### B) Grammar



**Choose the correct answer from a, b, c and d:**

- I like ..... cakes.  
a) bake      b) bakes      c) baking      d) baked
- Yesterday, I ..... a new school bag.  
a) buy      b) buys      c) buying      d) bought

### C) Writing

**Write a paragraph of 4 sentences about a new baby with the help of the picture and guide words:**

last week - baby - Sara - beautiful - visit - present



.....

.....

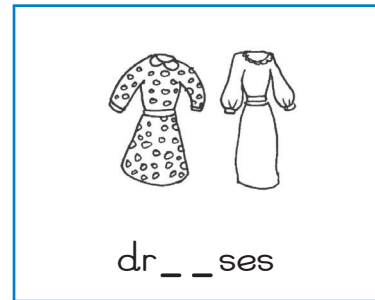

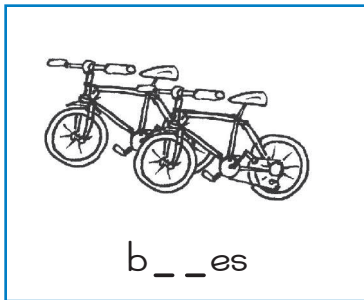

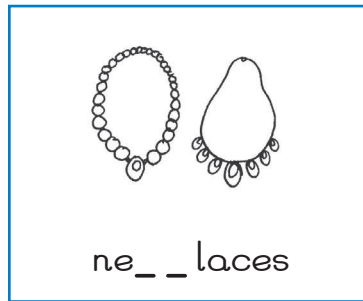
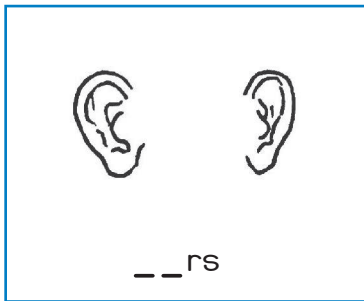
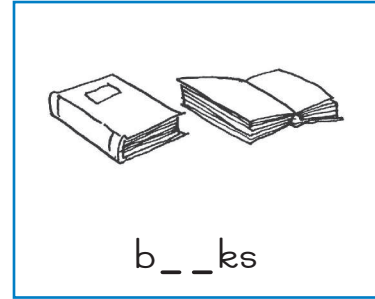

.....

.....

.....







Listen and write



sounds like 's'	sounds like 'z'	sounds like 'iz'
	flowers	



Use the stickers of the hen's life cycle on page 49 (Pupil's book)  
Put them in the correct order, then write four sentences  
about them



**First,** .....



**Then,** .....



**Next,** .....



**And finally,** .....



## Help Adnan write his report using the following words

First – Next – Finally – Then

- ....., he writes his report about honey.
- ....., he reads his report for his friends in the class.
- ....., he finds some information about honey.
- ....., Adnan surfs the net looking for information about honey.



## Complete the following sentences using (am, is or are)

1. Look! The man ..... wearing a cap.
2. Listen! The birds ..... singing on top of the tree.
3. We ..... learning English now.
4. Look! A kite ..... flying up in the sky.
5. I ..... listening to the teacher at the moment.



## Write what they are doing

1. I ..... chocolate now. (eat)
2. My friends ..... me. (call)
3. Look! It ..... outside. (rain)
4. At the moment, Sara and Noura ..... to school. (go)





## Look at the pictures, read and complete

1) John is ..... than Mark. (young)

2) Oliver is ..... than Mark. (old)

3) John is the ..... (young)



Oliver



Mark





John



## Make sentences based on the facts in the table using the adjectives in the box below

small   big   light   heavy   slow   fast



Features	Tiger	Cheetah
Weight	109-227 kilograms	39-65 kilograms
Body Size	200 centimetres	112-135 centimetres
Running Speed	35-55 kilometres per hour	97-113 kilometres per hour

1. A cheetah is smaller than a tiger.

2. A tiger is ..... a cheetah.

3. ....

4. ....








5. ....



## Decode the names of the animals then fill in the table

- A = 1
- B = 2
- C = 3
- D = 4
- E = 5
- F = 6
- G = 7
- H = 8
- I = 9
- J = 10
- K = 11
- L = 12
- M = 13
- N = 14
- O = 15
- P = 16
- Q = 17
- R = 18
- S = 19
- T = 20
- U = 21
- V = 22
- W = 23
- X = 24
- Y = 25
- Z = 26

$2 + 5 + 5 =$ bee
$6 + 9 + 19 + 8 =$
$12 + 9 + 26 + 1 + 18 + 4 =$
$18 + 1 + 2 + 2 + 9 + 20 =$
$3 + 8 + 5 + 5 + 20 + 1 + 8 =$
$6 + 1 + 12 + 3 + 15 + 14 =$
$5 + 12 + 5 + 16 + 8 + 1 + 14 + 20 =$

Actions Animals	 walk	 swim	 fly	 climb	 change colour	 run	 eat meat
			bee				



### Now, use the information in the table and say Sentences

e.g. A bee can fly, but it can't change colour.



Form questions for the given answers with the help of the picture



1. What is the old man doing?

The old man is looking inside his bag.

2. Where .....

The two women are sitting in the garden.

3. ....


The three boys are playing football in the garden.

4. ....

The dog is running.



Look at the pictures and fill in the crossword puzzle using the words + ing with the help of the pictures











# Unit 4

# Exploring Kuwait



Complete the GCC Countries Fact File, then choose a country to talk about

	Country Name	Capital	Currency	Landmarks
				
				
				Bahrain Fort
	United Arab Emirates			
			Qatari Riyal	
				Al-Jabal Al-Akhdar



With reference to the fact file, choose a country and write 4 sentences about it

.....

.....

.....

.....

.....



Look at the pictures and write complete sentences

Don't forget to use must/mustn't



.....You must sleep early.....



.....








.....



.....



Listen and reorder the pictures





## Read and complete



At 9 o'clock on Sunday, December 1<sup>st</sup> 2010, Kuwait Football Team won the Gulf Cup.

What were these people doing when the footballer scored the goal?



They were .....  
when .....  
.....



Salim ..... when  
.....  
.....



The children .....  
when .....  
.....



My sister .....  
when .....  
.....



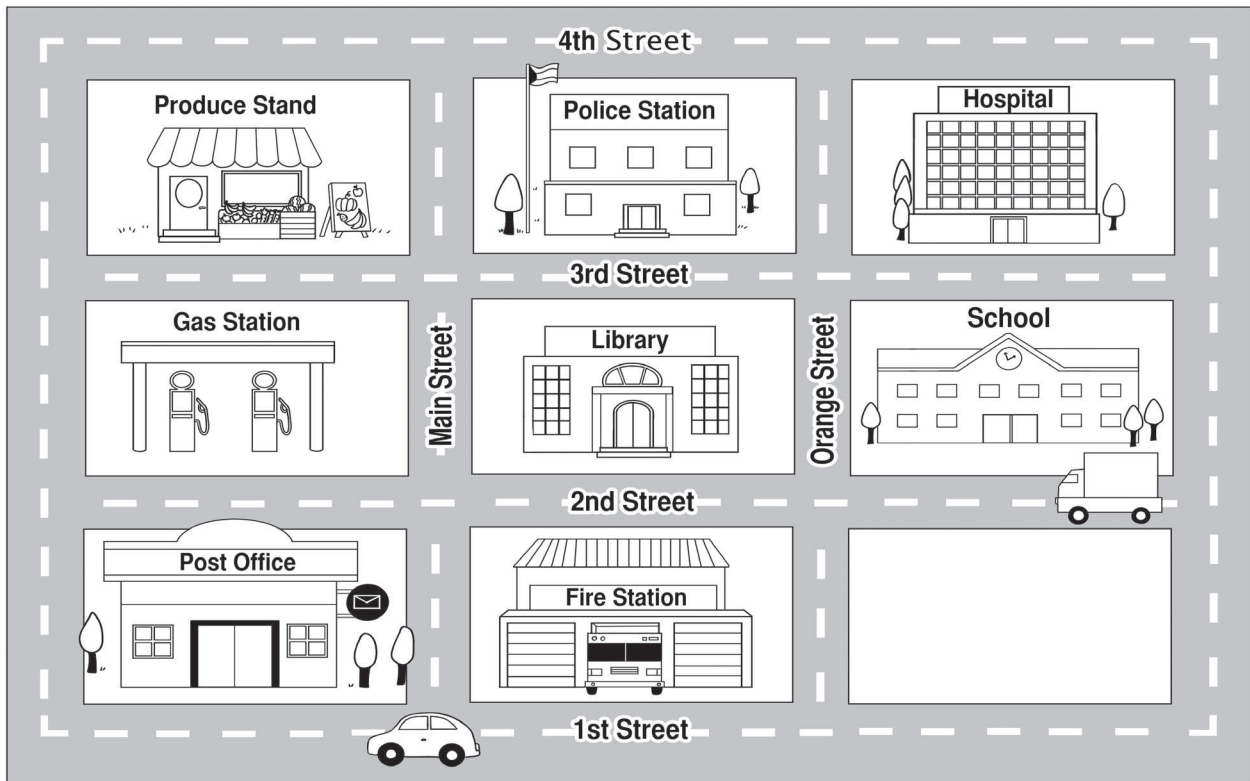
## Circle, then re-write using the correct capitalisation and punctuation

last month, i went to dubai with my family the weather was very nice we went to dubai mall at the mall we watched a movie had lunch and bought new clothes it was a fantastic day.

Last month, I



## Follow the instructions below and add the details to the map



1. Draw three trees next to the library.
2. Draw a car next to the gas station.
3. Colour the Orange Street orange.
4. Colour all of Main Street green.
5. Draw a flower shop in the empty square.

 Complete the sentences using the given words



The sheep is jumping ..... the fence.



The cat is ..... the tree.

along  
up  
through  
over  
down



He is walking ..... the beach.



The man is running ..... the park to go home.

 Write an email of 4 sentences about your beautiful country with the help of the given words

beautiful - places - visit - shopping malls - libraries - people - friendly

Send

Save New

Discard

To:

Subject:

Hello, .....

.....  
.....  
.....  
.....

Yours, .....



**Summative  
Assessment 2**



## Language Form and Meaning

### A) Vocabulary



**Choose the correct answer from a, b, c and d:**

- A butterfly has four ..... What a beautiful insect!  
 a) wings                      b) museums                      c) rocks                      d) lakes
- Schools ..... start at half past seven.  
 a) Widely                      b) exactly                      c) carefully                      d) safely

### B) Grammar



**Choose the correct answer from a, b, c and d:**

- Look! The bees are ..... honey.  
 a) make                      b) made                      c) making                      d) makes
- We must ..... the Kuwaiti flag.  
 a) respect                      b) respects                      c) respected                      d) respecting

### C) Writing

**Write a short paragraph of four sentences about being a good citizen, using the following guide words and picture:**

(respect – citizen – poor – helpful – donate – volunteer)



.....

.....

.....

.....






# Further Reading



Read Gulliver's Travels on Pupil's book page 65, then complete

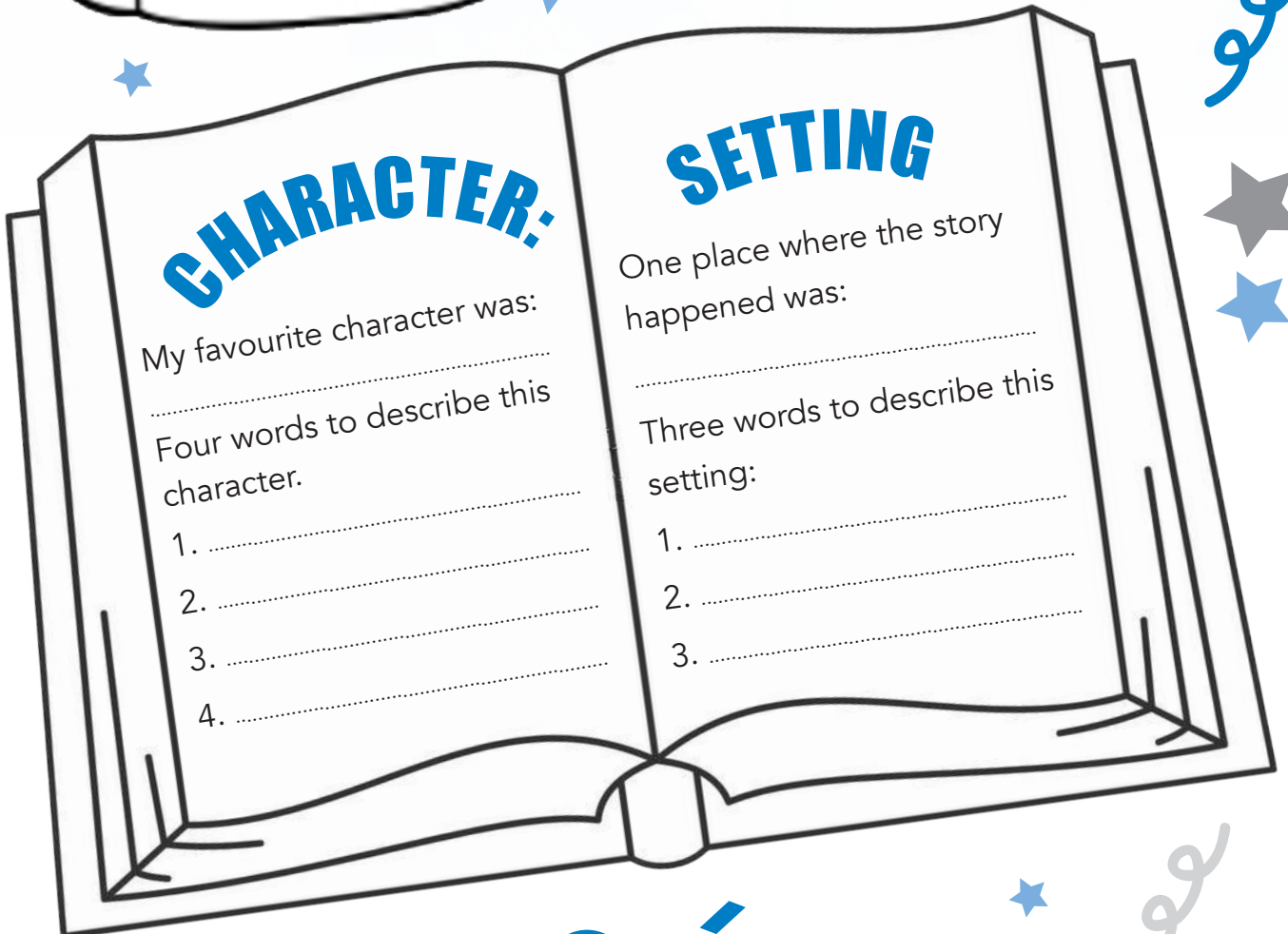


Another title for the story could be:

.....

.....

Draw a cover for the story



## CHARACTER:

My favourite character was:

Four words to describe this character.

1. ....
2. ....
3. ....
4. ....

## SETTING

One place where the story happened was:

Three words to describe this setting:

1. ....
2. ....
3. ....

Read Gulliver's Travels on Pupil's book page 67, then complete

# THE STORY

Beginning

.....  
.....  
.....

Middle

.....  
.....  
.....

End

.....  
.....  
.....

The story is ...

- Awesome!
- Pretty good.
- OK.
- Not my favourite.
- One I did not like.

I learned that...

.....  
.....  
.....

# Joha and the Donkey

Read Joha and the Donkey on Pupil's book page 69, then complete

Rate the story



The setting (place and time)

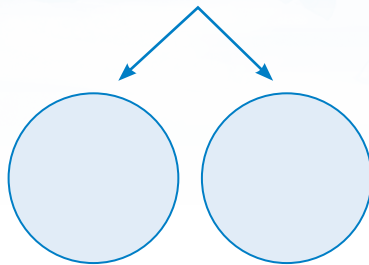
.....  
.....  
.....



The Problem

.....  
.....  
.....  
.....  
.....

The main character



My favourite character "is" "because".....

.....



How was the problem solved

.....  
.....  
.....  
.....



The lesson I learned

.....  
.....



Another ending

.....  
.....



Read Joha and the Kettle on Pupil's book page 71, then complete

Who



are the characters?

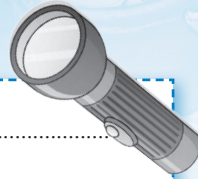
.....  
.....

Title: .....

Why

I like this story

was the problem?



What

.....  
.....  
.....  
.....

.....  
.....  
.....  
.....



My favourite part of the story was

.....  
.....  
.....

How

I rate this story



ok



great



awesome





